



**Secondary Market
Disclosure Information**

June 30, 2021

RWJ BARNABAS HEALTH, INC.

Consolidated Financial Statements and Supplementary Information as of June 30, 2021 and December 31, 2020 and for the six months ended June 30, 2021 and 2020

	<u>Page</u>
Summary of Obligations under the Master Trust Indenture and Other Credit Arrangements	1
RWJ Barnabas Health, Inc. System Overview	2
Management’s Discussion and Analysis	3-19
Consolidated Balance Sheets	20
Consolidated Statements of Operations	21
Consolidated Statements of Changes in Net Assets	22
Consolidated Statements of Cash Flows	23
Notes to Consolidated Financial Statements	24-34
Note to Consolidated Financial Statements - Obligated Group	35
Consolidated Balance Sheets – Obligated Group	36
Consolidated Statements of Operations and Changes in Net Assets - Obligated Group	37

RWJBARNABAS HEALTH
Secondary Market Disclosure Information
June 30, 2021

Summary of Obligations under the
Master Trust Indenture and Other Credit Arrangements

Bond Obligations under the Master Trust Indenture

- Barnabas Health System Taxable Revenue Bonds, Series 2012
- Barnabas Health Issue, Series 2012A
- Barnabas Health Issue, Series 2014A
- Robert Wood Johnson University Hospital Issue, Series 2013A
- Robert Wood Johnson University Hospital Issue, Series 2014A
- RWJ Barnabas Health Taxable Revenue Bonds, Series 2016
- RWJ Barnabas Health Obligated Group Issue, Series 2016A
- RWJ Barnabas Health Obligated Group Issue, Series 2017A
- RWJ Barnabas Health Senior Secured Notes, Series A through D
- RWJ Barnabas Health Obligated Group Issue, Series 2019
- RWJ Barnabas Health Obligated Group Issue, Series 2019A
- RWJ Barnabas Health Obligated Group Issue, Series 2019B-1 through B-3

Other Credit Arrangements

- Secured revolving credit facility with JP Morgan Chase Bank that includes a sublimit for letters of credit including the self-insured worker's compensation program. Secured under the Master Trust Indenture.
- Revolving line of credit agreement with JPMorgan Chase Bank, N.A. in the maximum available amount of \$50 million (with an accordion feature for a potential increase in the line to \$100 million in the aggregate); no funds have been drawn down under such credit agreement. Secured under the Master Trust Indenture.
- Construction loans (combined with grants) from the New Jersey Economic Development Authority under its HUD-funded Energy Resilience Bank program for building combined heating and power systems at each of Saint Barnabas Medical Center, Newark Beth Israel Medical Center and Somerset Medical Center and related funding from PSE&G. The aggregate maximum availability of the loans is approximately \$14 million; approximately \$1.3 million has been drawn down under the loans.

RWJBARNABAS HEALTH
 Secondary Market Disclosure Information
 June 30, 2021
 System Overview

Facility	Location	Licensed Beds
Acute Care Hospitals:		
Newark Beth Israel Medical Center	Newark	667 ⁽¹⁾
Community Medical Center	Toms River	617 ⁽²⁾
Saint Barnabas Medical Center	Livingston	597
Robert Wood Johnson University Hospital, New Brunswick Campus	New Brunswick	614 ⁽³⁾
Robert Wood Johnson University Hospital, Somerset Campus	Somerville	333
Monmouth Medical Center	Long Branch	514 ⁽⁴⁾
Monmouth Medical Center, Southern Campus	Lakewood	241 ⁽⁵⁾
Clara Maass Medical Center	Belleville	492 ⁽²⁾
Jersey City Medical Center	Jersey City	348
Robert Wood Johnson University Hospital Rahway	Rahway	241
Robert Wood Johnson University Hospital at Hamilton	Hamilton	248
Total Acute Care Beds		4,912
Transitional Care Beds:		
Children's Specialized Hospital	New Brunswick	145 ⁽⁶⁾
Community Medical Center Transitional Care Unit	Toms River	25 ⁽²⁾
The Clara Maass Transitional Care Unit	Belleville	20 ⁽²⁾
Total Transitional Care Beds		190
Specialty Hospitals:		
The Children's Hospital of NJ at Newark Beth Israel Medical Center	Newark	156 ⁽¹⁾
Barnabas Health Behavioral Health Center	Toms River	100 ⁽⁵⁾
The Bristol-Myers Squibb Children's Hospital at Robert Wood Johnson University Hospital	New Brunswick	79 ⁽³⁾
The Unterberg Children's Hospital at Monmouth Medical Center	Long Branch	70 ⁽⁴⁾
Total Specialty Hospital Beds		405

(1) Newark Beth Israel Medical Center is licensed for 667 beds, 156 of which are licensed for Children's Hospital of New Jersey at Newark Beth Israel Medical Center. For presentation purposes, these 156 beds are included in the licensed bed complement for both Newark Beth Israel Medical Center and its designated Children's Hospital.

(2) For presentation purposes, the 45 Transitional Care beds located at the general acute care hospitals are included in the licensed bed complements for both Clara Maass Medical Center and Community Medical Center.

(3) Robert Wood Johnson University Hospital is licensed for 614 beds, 79 of which are licensed for The Bristol-Myers Squibb Children's Hospital. For presentation purposes, these 79 beds are included in the licensed bed complement for both Robert Wood Johnson University Hospital and its designated Children's Hospital. Robert Wood Johnson University Hospital has been granted temporary approval from the Department of Health to operate an additional 26 neonatal bassinets not included in the count.

(4) Monmouth Medical Center is licensed for 514 beds, 70 of which are licensed for The Unterberg Children's Hospital at Monmouth Medical Center. For presentation purposes, these 70 beds are included in the licensed bed complement for both Monmouth Medical Center and its designated Children's Hospital.

(5) Monmouth Medical Center, Southern Campus is licensed for 241 beds, 60 of which are psychiatric beds located at Barnabas Health Behavioral Health Center. For presentation purposes, these 60 beds are included in the licensed bed complements of both Monmouth Medical Center, Southern Campus and Barnabas Health Behavioral Health Center.

(6) These licensed beds represent pediatric long term care and rehabilitation beds. Children's Specialized Hospital operates at multiple locations in New Jersey, including the long term care beds in Mountainside and Toms River, New Jersey.

RWJBARNABAS HEALTH

MANAGEMENT'S DISCUSSION AND ANALYSIS

RWJBarnabas Health's Vision, Mission and Values

At the core of RWJ Barnabas Health's (the Corporation or RWJBH) mission is the evolution of the enterprise from one of a "health care" company to that of an organization dedicated to "health." As part of a comprehensive strategic planning process, Vision, Mission and Values statements were created to drive the enterprise forward. These statements were developed using the strong foundation already in place and with an understanding that future success on behalf of our communities can be achieved only through bold vision and a renewed spirit of collaboration, all with a foundation in academic medicine. Moreover, the values were developed as part of a multi-year initiative to advance RWJBH as a "high reliability organization," committed to providing only the safest, most effective clinical care.

Our Organization

RWJBH is the largest, most comprehensive academic health care system in New Jersey, with a service area that spans eight of the most populous counties covering over five million people. The Corporation is also New Jersey's market share leader across every major service line and the leading provider of tertiary care services. The system includes eleven acute care hospitals; three acute care children's hospitals and a leading pediatric rehabilitation hospital with a network of outpatient centers, a freestanding 100-bed behavioral health center, two trauma centers, a satellite emergency department, ambulatory care centers, geriatric centers, the state's largest behavioral health network, comprehensive home care and hospice programs, fitness and wellness and physical therapy centers, retail pharmacy services, a medical group, multi-site imaging centers and an accountable care organization. In meeting its mission of creating healthier communities, the Corporation seeks to provide high quality clinical care, address the clinical and social determinants of health, improve health outcomes and promote health equity.

The Corporation has formed a partnership with Rutgers University to create New Jersey's largest academic health care system. The collaboration has aligned the Corporation with Rutgers' education, research and clinical activities, including those at the Rutgers Cancer Institute of New Jersey (CINJ) - the state's only NCI-designated Comprehensive Cancer Center - and Rutgers University Behavioral Health Care.

COVID-19

In March 2020, the World Health Organization declared COVID-19, a respiratory disease caused by a novel strain coronavirus, a pandemic and it was also declared a national emergency in the United States. It is considered one of the most rapidly emerging infectious diseases worldwide. The outbreak of COVID-19 continues to impact businesses, industrial sectors, and financial markets both in the United States and globally. Conditions are improving due to lower infection rates and the availability of vaccines to all eligible individuals and, although volumes have largely rebounded to near pre-COVID-19 levels, the Corporation expects to continue to experience some effect on operations as a result of the pandemic. Since the pandemic began, the Corporation has cared for over 271,000 patients that presented with COVID-19 symptoms, of which over 23,000 have been admitted to our hospitals.

The Corporation's response to the COVID-19 pandemic continues to require additional staff and supply resources. Supply chain disruptions, including shortages, delays and significant increases in the price of

RWJBARNABAS HEALTH

MANAGEMENT'S DISCUSSION AND ANALYSIS, cont.

medical supplies, pharmaceuticals and personal protective equipment, have impacted, and are expected to continue to impact, the Corporation's operating costs.

The Corporation has received grants from the Coronavirus Aid, Relief and Economic Security (CARES) Act Provider Relief Fund based on various criteria, and under current guidelines issued by the US Department of Health and Human Services (HHS), these funds can be used to cover certain COVID-19 related costs and revenue losses. In 2021, the Corporation received \$27,000 (\$662,000 through June 30, 2021). During the six months ended June 30, 2021, \$50,865 was recognized as revenue bringing the total amount recognized to approximately \$623,000. The Corporation believes the amount of revenue recognized is appropriate under the current guidance from HHS and continues to monitor progression of clarifying guidance issued.

In addition to the CARES Act funding, the Corporation has received Medicare advance payments of approximately \$556,000 million. Medicare started recouping these advances in April 2021 with final recoupments expected by August 2022. Through June 30, 2021, approximately \$62,000 of the advance has been repaid.

The Corporation has also elected to defer the deposit and payment of the employer's share of Social Security taxes allowed under the CARES Act, which requires payment of 50% of the deferred taxes by December 31, 2021 and 50% by December 31, 2022. The Corporation has accumulated approximately \$88,000 of deferred employer payroll taxes.

Management continues to closely monitor the operational and financial impact of COVID-19 in many respects and is pursuing opportunities for additional federal funding, including funding from the Federal Emergency Management Agency (FEMA) and other funding that is, or will become, available. In June, FEMA awarded reimbursement for a portion of the costs incurred during the pandemic of \$26,261, which is included in other revenue.

Despite the continuing challenges and factors pressuring operating margins impacted by the ongoing crisis, management is focused on the restoration of operating results to pre-COVID-19 levels through various initiatives, including those focused on access and additional revenue opportunities. This can be accomplished through new and enhanced facilities, building a more diversified business model, physician recruitment efforts, and continued revenue cycle initiatives. In addition, there is continued focus on expense reductions through operational efficiency efforts and supply chain initiatives. The Corporation continues to evaluate and invest in strategic capital projects and technology to facilitate recovery and maintain a competitive advantage regarding patient and provider satisfaction and retention. Management continues to monitor strategic capital needs in relation to operations and capital market conditions affecting investment returns, as well as fundraising and debt capacity. The Corporation is committed to invest in people, programs and facilities in order to successfully adapt and respond to changes in the health care industry while continuing to meet the needs of the patients and families in the communities it serves.

Vaccinations

With the rumored creation of a vaccine in late 2020, the leadership team previously charged with overseeing care delivery for COVID-19, focused their attention on the distribution of vaccines to providers and the public. The main areas to be addressed included administration of the vaccine, as well as the probability of rationing a limited supply. In December 2020, New Jersey requested that the Corporation be the lead health system for the creation and operation of one of six vaccination "mega-sites" in New Jersey. A full-service vaccination center, designed to accommodate up to 5,000 patients per day, was planned and executed by the Corporation in partnership with FEMA, State of New Jersey Office of Emergency

RWJBARNABAS HEALTH

MANAGEMENT'S DISCUSSION AND ANALYSIS, cont.

Management, State Police and National Guard, as well as the County of Middlesex. On January 15, 2021, the center became operational.

Through July 1, 2021, the Corporation has provided more than 445,000 vaccinations across the State, including those delivered at the New Jersey Expo Center in Edison, at hospital-based clinics and community locations staffed and supported by the Corporation. Beyond ensuring vaccination among the public, the Corporation began an aggressive internal campaign to vaccinate all staff and physicians, and on May 20, 2021, the Corporation became only the third health system in the nation to mandate vaccination for employees.

Additionally, the Emergency Departments have provided more than 6,500 treatments with monoclonal antibodies, designed to lessen the impact of COVID-19 in patients who present with early-stage disease. The Corporation is among the leaders, nationally, with the delivery of such care.

Partnership with Rutgers, the State University of New Jersey - Realizing our Academic Vision

The Partnership between the Corporation and Rutgers in 2018 formed the largest and most comprehensive academic health system in New Jersey and created a platform to advance clinical care, conduct innovative research, and educate the next generation of healthcare providers. The Corporation and Rutgers have attracted, and will continue to attract, clinicians, researchers, teachers, and students from across the globe that will help fill unmet needs across the Corporation's service area. In total, more than one billion dollars over 20 years will be invested to expand the education and research mission of the integrated academic health system.

A key element of the transformative efforts of the Partnership was to form a comprehensive medical group comprising employed physicians and other health care professionals from the Corporation and Rutgers Health. Through the execution of an Integrated Practice Agreement effective July 1, 2020, Rutgers and the Corporation have begun to integrate the clinical services provided within the Robert Wood Johnson Medical School in the New Brunswick region and the Corporation's medical group practices, creating one of the largest physician organizations in the country.

The Corporation will bring the resources of the State's largest academic health system to improve the lives of its population by:

- Advancing and deploying health science innovation;
- Increasing accessibility to primary and specialty physicians and clinicians across the region;
- Developing and expanding Centers of Excellence across a number of clinical specialties;
- Dedicating significant, collective resources to education, research, and health improvement;
- Retaining leading clinical and academic faculty to build and expand clinical and research capabilities across New Jersey;
- Focusing on the recruitment of new high-caliber principal investigators across the service area - dramatically increasing its research portfolio;
- Providing financial support earmarked to encourage residents & fellows to remain in and provide care to residents of New Jersey;
- Increasing opportunities to train its medical, dental, nursing, pharmacy, and other students in inter-professional clinical environments; and

- Expanding access to clinical trials, bringing the newest and most promising treatments to patients across New Jersey.

Leader in Translational Science

In March 2019, a multi-university team led by Rutgers was awarded a National Institute of Health (NIH) grant for \$29 million over five years for joining the NIH's Clinical and Translational Science Awards Program (CTSA). The award is the first in New Jersey and will increase the Corporation's university partner's access to clinical trials, help introduce new therapies, and create opportunities for increased funding. CTSA awards support a national network of more than 50 medical research institutions nationwide that collaborate to speed the translation of research discoveries into improved patient care. It enables research teams, including scientists, patient advocacy organizations and community members, to tackle system-wide scientific and operational problems in clinical and translational research that no one team can overcome. The ultimate goal with this grant is to bring more evidence-based treatment to more patients more quickly. That means shortening the time between basic science breakthroughs and life-saving clinical treatments. The Corporation funded some of the recruitments that were pivotal to making this award occur, which in the end will help the Corporation and Rutgers to enhance and strengthen its commitment to the health and wellbeing of New Jersey and the world.

Redefining Cancer Care Delivery

In June 2019, the Corporation and Rutgers CINJ, in partnership with the New Brunswick Development Corporation, announced the development of a new, state-of-the-art, free-standing cancer hospital in New Brunswick, the first in New Jersey. A groundbreaking ceremony was held in June 2021 for the new \$750 million facility, which will house:

- a 12-story, 96 bed, 510,000-square-foot facility expected to be completed in 2024;
- key outpatient services, including those for chemotherapy, radiation therapy, and major diagnostic modalities; and
- research laboratories, and space for education and wellness programs.

The cancer center will be located adjacent to RWJ University Hospital New Brunswick (RWJUH) and Rutgers CINJ. Inpatient cancer services are currently housed within RWJUH.

A New National Model for Graduate Medical Education

Rutgers is now the official sponsoring institution of all residency programs enabling a new model of medical education with the integration of community, urban, suburban and VA rotations. Several programs have already been integrated creating the opportunity to expand advanced fellowships and integrate the programs educating over 1,600 medical residents. We have focused our efforts leveraging the robust network of Rutgers schools and are advancing our efforts to grow inter-professional practice team training opportunities across the Corporation and other clinical affiliates.

In addition, Community Medical Center's teaching program was successfully launched on July 1, 2021. We have also launched the "Rising Stars" program, which seeks to keep top medical school graduates in New Jersey through tuition abatement and post graduate placement programs.

Awards and Distinctions

In January 2019, S&P Global raised its long-term rating to AA- from A+ and affirmed a stable outlook. The higher rating reflects the successful integration of Robert Wood Johnson Health Corp. and Barnabas Health, Inc. and the generation of favorable operating results and cash flow since the merger in 2016. In May 2019, Moody's affirmed the A1 rating and revised the outlook to positive from stable. The positive outlook reflects expectations that liquidity and margins will remain strong. In January 2021, S&P affirmed the Corporation's long-term rating of AA- with a stable outlook citing continued success and growth as a system, solid statewide market share and a strong balance sheet.

The Corporation and its affiliates are recognized as a leading academic health care delivery system, having received the following recognitions, among others:

- **NCI-designated Comprehensive Cancer Center** – CINJ is the state's only NCI-designated Comprehensive Cancer Center. CINJ is universally recognized for its clinical and scientific research leadership. NCI-designated cancer centers are a group of 50 cancer research institutions in the United States supported by the National Cancer Institute.
- **Special Recognition for Heroism** –RWJBH's Patient Experience Team was awarded Special Recognition for Heroism during the Pandemic by The Leapfrog Group, an independent national watchdog organization of employers and other purchasers focused on healthcare safety and quality.
- **GHX Organization** – RWJBH was named a 2020 GHX "Best 50" organization. Earning this recognition demonstrates our organization's commitment to a supply chain strategy that removes waste, drives efficiencies and, as a result, raises the quality of patient care delivered.
- **Leapfrog Safety Scores** – The Spring 2021 scores recognize six of the acute care facilities as receiving an "A" grade. Five received a "B" grade. SBMC is one of only 27 facilities in the nation to have achieved 19 straight "A" ratings since the program's inception.
- **Leapfrog Top Hospitals** – SBMC—one of only 10 in the country—was recognized by The Leapfrog Group as a 2020 top teaching hospital.
- **LGBTQ Healthcare Equality** – In 2021, 8 hospitals received HEI designation as Leaders in LGBTQ Healthcare Equality by the Human Rights Campaign, the education arm of the nation's largest LGBTQ civil rights organization.
- **Lown Institute** – Newark Beth Israel Medical Center (NBIMC) was been named most racially inclusive by the Lown Institute, a nonpartisan healthcare think tank in May 2021. NBIMC ranks fourth on the list nationally and is the only hospital in New Jersey to rank among the top ten.
- **Chime Healthcare's Most Wired** – The Corporation continues to be named among the most wired for its use of information technology (IT) to better the patient experience. Hospitals and health systems at the forefront of using IT to improve the delivery of care have maximized the benefits of foundational technologies and are embracing new technologies that support population management and value-based care.
- **CEO Cancer Gold Standard employer** – The Corporation has been accredited as a CEO Cancer Gold Standard employer. This prestigious award recognizes the Corporation for its dedication and commitment to maintaining a high standard of excellence in cancer prevention, early detection and quality care for its employees and their families.

RWJBARNABAS HEALTH

MANAGEMENT'S DISCUSSION AND ANALYSIS, cont.

- **Commission on Cancer Accredited Program** – The American College of Surgeons' Commission on Cancer has rated RWJUH New Brunswick and Newark Beth Israel among the nation's best comprehensive cancer centers.
- **National Quality Measures for Breast Centers (NQBC)** – The Jacqueline M. Wilentz Breast Center was certified as a quality breast center of excellence, the highest certification level offered by the NQBC. Additionally, the Center has been designated a Breast Imaging Center of Excellence by the American College of Radiology's Commission on Quality and Safety and the Commission on Breast Imaging.
- **Top Places to Work in Healthcare** – The Corporation has been named one of the top 150 places to work in healthcare by Becker's Hospital Review, including recognition for Women's Health Programs. In April 2021, RWJBH was named a Best Place to Work in New Jersey by the NJ Advance Media/Star Ledger – the state's largest news outlet.
- **100 Great Hospitals in America** – In 2020, RWJUH New Brunswick was named to this list, developed by Becker's Healthcare, which recognizes facilities for excellence in clinical care, patient outcomes, and staff and physician satisfaction.
- **U.S. News & World Report** – The Bristol-Myers Squibb Children's Hospital (BMSCH) at RWJUH was named for the sixth time as one of the nation's best children's hospitals in 2019-2020 – recognized for Urology. Other national, regional and New Jersey recognition was received widely by the Corporation's hospitals in a great range of specialties in 2019-2020.
- **Gold Seal of Approval** – Various affiliates of the Corporation have received the Gold Seal of Approval by the Joint Commission for various programs including joint replacement, disease-specific certifications in acute coronary syndrome, cardiac rehabilitation, heart failure, advanced certification in palliative care, bariatric surgery and stroke program.
- **Magnet Designation by the American Nurses Credentialing Center** – Six affiliates of the Corporation have received Magnet designation, which recognizes organizations for creating and sustaining an environment of nursing excellence where collaborative working relationships are fostered among different departments and disciplines. RWJ University Hospital Hamilton, received its first Magnet designation in April 2021, and in June, Robert Wood Johnson University Hospital in New Brunswick achieved its sixth Magnet designation – making it one of only 7 institutions globally to achieve this distinction.
- **Protecting the Patient - Voice of the Customer Award** – Nuance Healthcare has recognized certain affiliates for a reduction of hospital-acquired conditions by 73% and being Joint Commission Top Performers for national quality measures.
- **Newsweek Magazine** – Named NBIMC one of the World's Best Hospitals and named NBIMC, MMC and RWJBH New Brunswick Best Maternity Care Hospitals.
- **NICHE** – Several of our facilities have been recognized as a NICHE (Nurses Improving Care for Health system Elders) hospital.
- **American Heart Association** – Five of our facilities have received recognition for Heart Failure and/or Stroke services by the American Heart Association.

- **NCQA Recognition** – RWJBH's Medical Group has solidified its commitment to provide the highest quality health care and access to our patients through the achievement of National Committee for Quality Assurance (NCQA) Patient-Centered Medical Home Recognition for several of our practices. The NCQA Patient-Centered Medical Home standards emphasize the use of systematic, patient-centered, coordinated care that supports access, communication and patient involvement.

Launch of EPIC Implementation

In order to accomplish the goals of its strategic plan, the Corporation recognized the need to strengthen its core competencies in Technology, Analytics, and Innovation by establishing a unified operating model that will drive standardization, continuous quality improvement and cost reductions across the entire system. Leadership determined that a key component of this is to deploy an integrated Electronic Health Record (EHR) with supporting revenue cycle, data analytics and consumer-facing digital capabilities. After a thorough review of the market place, the Epic suite of products was chosen to achieve these goals. The implementation will be done in phases, and the anticipated completion date is 2023, with a cost of approximately \$750 million over ten years.

The launch of this sweeping initiative, which has been named "Epic Together," formally commenced on January 29, 2020 with simultaneous kick-off events held throughout RWJBH and across key Rutgers campuses. In order to build the Epic system, 3,330 subject matter experts, nurses, physicians, pharmacists, medical school staff at Rutgers University and a myriad of other stakeholders throughout the Corporation were identified and assembled into 62 discipline specific workgroups and councils.

Despite the unexpected impact of the pandemic, the Corporation advanced with the first go-live of the Epic system on May 29, 2021 – comprised of the Robert Wood Johnson Physician Enterprise. Due to exemplary planning and commitment by the team, the go-live was successful with patient volumes, revenues and other metrics exceeding targeted levels.

The Corporation's Epic build structure was evaluated by The Epic Corporation utilizing an initiative known as the "Gold Stars Program." The Gold Stars level is based on the EPIC client's overall adoption percentage of the over 700 Gold Stars best features. It is rated on a 1 to 10 scale with the average score of 6 for most health systems implementing Epic. The Corporation has completed an interim assessment and currently has a score of 9, which represents the top 2% of all Epic customers. The Epic Together team is still finalizing adoption of additional workflows which, if implemented, could result in a score of 10. This would be a significant achievement, as it marks the first time in Epic's history to have a client receive a score of 10 for an initial installation. The Corporation anticipates receipt of its final score at the end of 2021.

The second wave of implementation – incorporating the physician practice of Rutgers' Robert Wood Johnson Medical School, the Eric B. Chandler Federally-Qualified Health Center, Barnabas Health Medical Group, and RWJUH Somerset – is set for October 2021.

Management's Discussion and Analysis of Recent Financial Performance

Management's Discussion and Analysis of Recent Financial Performance is based upon the consolidated financial results of the Corporation since the members of the Corporation's Obligated Group represent 89% of the total consolidated operating revenue and 96% of the total consolidated assets as of and for the six

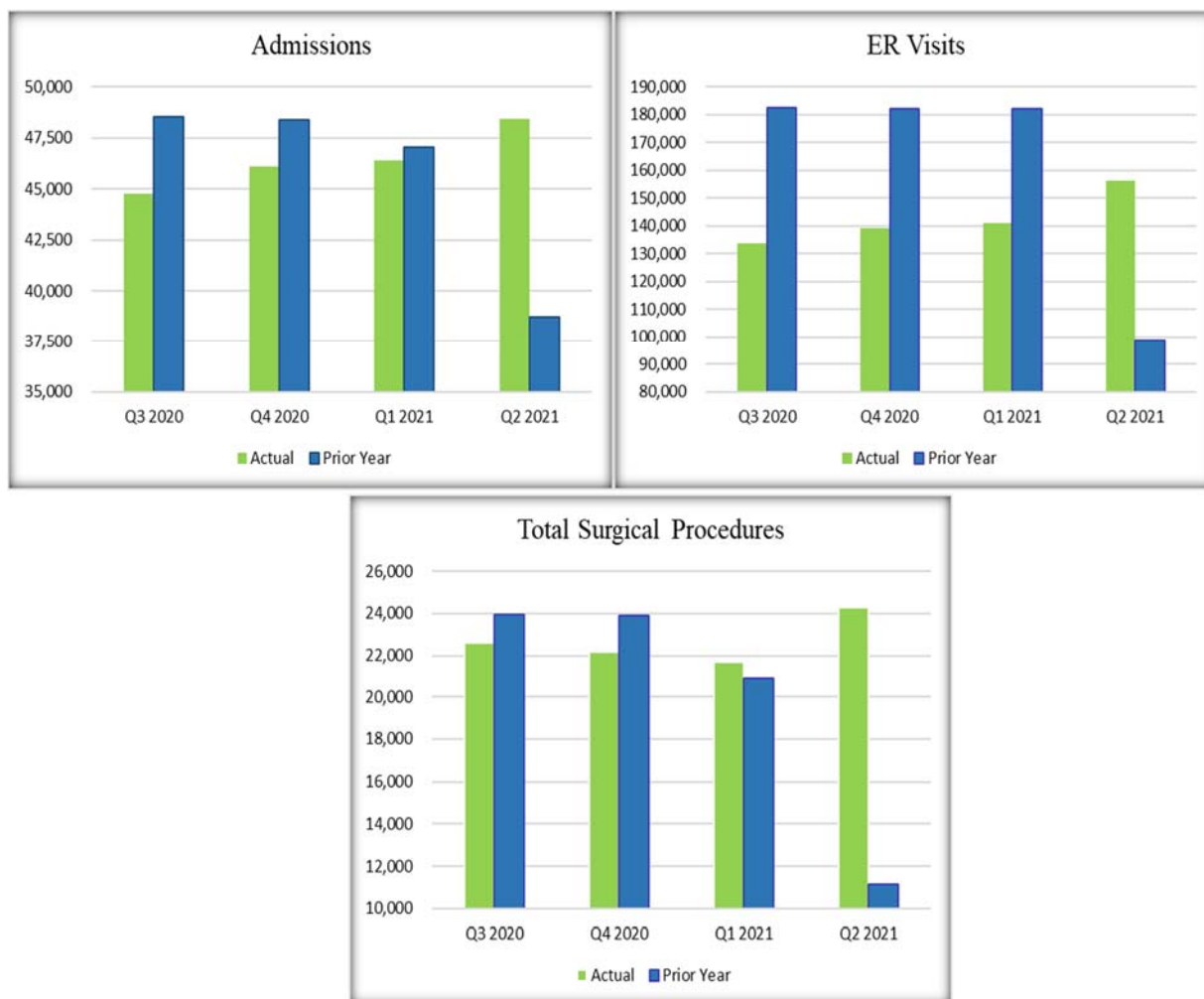
RWJBARNABAS HEALTH
MANAGEMENT'S DISCUSSION AND ANALYSIS, cont.

months ended June 30, 2021. Accordingly, the discussion below includes the financial results of entities that are not members of the Obligated Group.

Financial Performance Overview

For the six months ended June 30, 2021, the Corporation's total operating income and operating margin were \$44,469 and 1.38%, respectively, compared to the operating income and operating margin of \$51,267 and 1.78% for the six months ended June 30, 2020. Total operating revenues grew by \$325,107 or 11.3% compared to the six months ended June 30, 2020, while operating expenses increased by \$331,905 or 11.7% during the same period. Included in total operating revenues is funding under the CARES Act totaling \$50,865 and \$392,267 for the six months ended June 30, 2021 and 2020, respectively.

The following tables portray select acute care volumes as compared to 2020, by quarter. Admissions, ER visits and surgical procedures are gradually improving. Admissions, ER visits and surgical procedures for the six months ended June 30, 2021 have increased by 10.6%, 43.6% and 5.8%, respectively, as compared to prior year.



Overall, patient service revenue of \$2,955,772 was higher than prior year by \$590,917 or 25%. Patient service revenue was significantly impacted by COVID-19 during 2020 and to a lesser extent continues to

RWJBARNABAS HEALTH

MANAGEMENT'S DISCUSSION AND ANALYSIS, cont.

impact volumes and revenues in 2021. For the six months ended June 30, 2021, the Corporation experienced an increase in inpatient and outpatient revenue of 17.1% and 15.6%, respectively, as compared to the same period in the prior year. The combined gains are due to the volume increases as COVID-19 restrictions have lessened since the early part of 2020. The Corporation recognized CARES Act funding to offset the volume shortfall due to COVID-19 of \$50,865 and \$392,267 for the six months ended June 30, 2021 and 2020. For additional information, refer to the *Operating Revenue and Volume* discussion.

The increase in operating expenses was driven by increased salaries and benefits, physician fees and salaries, supplies, other expenses, and depreciation, many of which continue to be impacted by the pandemic. For additional information, refer to the *Operating Expenses* discussion.

The Corporation's excess of revenues over expenses and excess of revenues over expenses margin for the six months ended June 30, 2021 were \$324,861 and 9.3%, respectively, compared to the excess of \$236,886 and 7.7% for the six months ended June 30, 2020. The excess of revenues over expenses was significantly higher than prior year mainly due to investment performance. Net investment gains totaled \$276,201, compared to \$186,810 in 2020. For additional information, refer to the *Nonoperating Gains and Losses* discussion.

Management continues to focus on i) patient experience, safety and quality improvements, ii) market share growth, iii) population health management, iv) medical research and education, and v) diversifying revenue streams within the Corporation's business model. Maintaining the balance sheet and improving operating results also remain top management priorities so that the Corporation can continue to invest in people, programs and facilities to successfully adapt and respond to changes in the health care industry while continuing to meet the needs of patients and families in all the communities it serves.

Operations and Excess of Revenue over Expenses

The following table summarizes key operating performance results and overall performance ratios:

	Six months ended June 30,	
	2021	2020
Operating income	44,469	51,267
Operating margin	1.4%	1.8%
EBITDA	236,274	228,492
EBITDA margin	7.4%	7.9%
Excess of revenue	324,861	236,866
Excess of revenue margin	9.3%	7.7%

RWJBARNABAS HEALTH
MANAGEMENT'S DISCUSSION AND ANALYSIS, cont.

Operating Revenue and Volume

The following table presents consolidated operating revenue and select volume statistics for the six months ended June 30, 2021 and 2020:

	Six months ended June 30,	
	2021	2020
Operating Revenue:		
Inpatient patient service revenue	1,626,523	1,406,897
Outpatient patient service revenue	1,048,207	799,839
Professional billing revenue	224,696	127,303
State of NJ subsidy revenue	56,346	30,816
Total patient service revenue	2,955,772	2,364,855
CARES Act grant revenue	50,865	392,267
Other operating revenue	204,347	128,755
Total operating revenue	3,210,984	2,885,877
Volume & utilization statistics:		
Acute care licensed beds	4,912	4,930
Average acute care beds in service	3,884	3,354
Acute care occupancy based on beds in service	73.8%	79.4%
Acute care length of stay	5.67	5.94
Acute care admissions	94,830	85,744
COVID-19 positive admissions	8,555	8,465
Adult and pediatric admissions	62,199	54,100
Newborn and NICU admissions	13,610	13,590
Maternity and obstetric cases	12,768	12,384
Patient days	518,609	484,814
Same day surgery cases	30,702	19,749
Emergency room visits (excl. admits)	239,804	229,969
Observations	41,009	33,871
Psychiatric hospital inpatient admissions	481	510

RWJBARNABAS HEALTH
MANAGEMENT'S DISCUSSION AND ANALYSIS, cont.

Acute Care payor mix, based on patient days, for the six months ended June 30, 2021 and 2020 is presented below:

Payor Mix	Patient Days	
	2021	2020
Medicare	27.5%	29.3%
Medicaid	6.0%	6.7%
Managed Medicare	19.4%	17.0%
Managed Medicaid	18.9%	16.9%
Managed Care	10.9%	11.2%
NJ Blue Cross & Commercial	12.0%	11.9%
Self-pay and Other	5.3%	7.0%
	100.0%	100.0%

Inpatient service revenue of \$1,626,523 was higher than prior year by \$219,626. The Corporation experienced an increase in inpatient revenue of 15.6% due to volume increases of 10.6%. During the first half of 2020, various policies were implemented by federal, state and local governments in response to the COVID-19 pandemic. These responses included nonessential medical services restrictions, travel bans, social distancing and shelter-in-place orders. The hospitals are now operating near pre-COVID-19 levels. Increased surgery volume attributed to more than half of the revenue increase. Pulmonary and Medicine service lines also contributed to the increase, as well as various other inpatient services lines.

Outpatient service revenue of \$1,048,207 was higher than prior year by \$248,368 or 31.1%. The increase was primarily due to a 32% increase in outpatient volumes. As noted above, non-emergent outpatient services had ceased last year due to the pandemic. With the resumption of services, same day surgery cases increased by 55.5% over prior year.

Professional billing revenue of \$224,696 was higher than prior year by \$97,393 or 76.5%. The increase was primarily due to the addition of practices acquired since the prior year. Physician group performance was significantly impacted by the global pandemic. In response to the pandemic, the medical groups began utilizing telemedicine options, which contributed to the increase in patient revenue per physician. Volumes have been steadily improving since COVID-19 restrictions were lifted in late May 2020.

State of NJ subsidy revenue of \$56,346 increased from prior year by \$25,530. The increase was due to the receipt of \$24,000 under the Quality Improvement Bridge Program, which was designed to support the stability of acute care hospitals after the Delivery System Reform Incentive Payment program ended in June 2020.

The Corporation recognized CARES Act grant revenue of \$50,865 and \$392,267 for the six months ended June 30, 2021 and 2020 to help offset the volume shortfalls attributable to COVID-19. Other operating revenue of \$204,347 was favorable to prior year by \$75,592 or 58.7%. Other revenue includes income from grants, pharmacy sales, equity in the income of joint ventures, contributions, net assets released from restriction, cafeteria, and parking. The increase was primarily due to higher revenue from ambulatory surgery, diagnostic imaging, and medical practice joint ventures as well as FEMA reimbursement for COVID-19 agency costs of \$26,261.

RWJBARNABAS HEALTH
MANAGEMENT'S DISCUSSION AND ANALYSIS, cont.

Certain joint ventures are reported using the equity method of accounting and are not fully consolidated in the Corporation's financial statements. Additional financial information for these joint ventures is included in the table below:

For the six months ended June 30,

	2021			2020		
	Net Operating Revenue	Net Income	Net Income Attributable to RWJBH	Net Operating Revenue	Net Income	Net Income Attributable to RWJBH
Ambulatory Surgery	\$ 138,680	72,731	20,114	\$ 65,804	24,317	6,912
Home Care & Hospice	88,825	9,644	4,903	87,354	14,487	7,368
Diagnostic Imaging	59,713	11,154	5,673	42,146	4,469	1,624
Medical Practice Joint Venture	54,255	14,389	7,319	8,493	1,945	944
Other	64,069	1,790	423	26,146	190	(134)
	<u>\$ 405,543</u>	<u>109,709</u>	<u>38,432</u>	<u>\$ 229,943</u>	<u>45,408</u>	<u>16,714</u>

The increase in revenue from ambulatory surgery ventures was attributable to an increase in the volume of billable procedures by 9.5% which was helped by the addition of one new surgical center since June 2020. Additionally, these ventures received \$3,700 and \$1,400 in Stimulus funds for the six months ended June 30, 2021 and 2020, respectively. The Corporation invested approximately \$4,054 to continue to expand its ambulatory care division during 2021.

The decrease in the home care and hospice was due to a 9.0% increase in expenses, primarily salaries and medical supplies, as compared to prior year as well as stimulus funding received in 2020 of \$3,685 as compared to no funding in 2021.

Diagnostic imaging ventures exceeded prior year due an increase in volume of 48.7% which was partially offset by an increase in expenses by 25.8%. Volume of CT scans, MRI procedures and PET scans increased by 31.2% 35.8% and 17.2% as compared to prior year. The expense variance was driven by salaries and medical supplies.

New and established Medical Practice Joint Ventures contributed \$7,319 to net income. The Corporation began investing in this division in April 2020 with the majority of the investments being made towards the end of 2020. During 2021, the Corporation invested an additional \$2,570 to expand its medical practice partnerships. The Corporation invested over \$53,000 to acquire a comprehensive outpatient physical and occupational therapy company on February 1, 2021. This venture contributed a loss of \$443 due to higher expenses and lower billable encounters as a result of the COVID-19 resurgence.

RWJBARNABAS HEALTH
MANAGEMENT'S DISCUSSION AND ANALYSIS, cont.

Operating Expenses

Total operating expenses for the six months ended June 30, 2021 of \$3,166,515 increased by \$331,905 or 11.7% from the six months ended June 30, 2020.

Summarized below are the consolidated operating expenses for the six months ended June 30, 2021 and 2020:

	Six months ended June 30,	
	2021	2020
Salaries and employee benefits	1,458,202	1,332,718
Physician fees and salaries	357,077	297,750
Supplies and other expenses	1,159,431	1,026,917
Interest	50,466	50,578
Depreciation and amortization	141,339	126,647
Total operating expenses	3,166,515	2,834,610

For the six months ended June 30, 2021, salaries and employee benefits increased by \$125,484 or 9.4%, compared to the six months ended June 30, 2020. The increase in salaries and employee benefits was due to an increase in employees, annual salary increases and the addition of new medical practices.

Additionally, the usage of Crisis RN agency staff significantly increased as compared to prior year to meet the demand of the pandemic. Agency fees for the six months ended June, 2021 and 2020 were \$85,600 and \$35,000 respectively. This increased staffing began in March of 2020.

Physician fees and salaries increased by \$59,327 or 19.9%, compared to the six months ended June 30, 2020. The increase was primarily driven by our ER/Hospitalist group, who became employees of RWJBH in November 2020. The addition of new medical practices in the latter part of 2020 has also contributed to the increase.

Supplies and other expenses increased by \$132,514 or 12.9%, compared to the six months ended June 30, 2020. The increase was primarily due to higher supply costs and contractual and purchased services. Supplies increased by \$91,905. In mid-March 2020, the system stopped all elective surgeries and transplant programs allowing for only emergency surgeries. Services resumed at the end of May 2020. Adjusted admissions and adjusted patient days were up 15.8% and 12.6% respectively from prior year. Inpatient and same day surgical volumes have increased by 43.6% from prior year. Overall, average length of stay has increased by 4.5% from 2020 and drug costs have risen due to increased usage related to the treatment of COVID-19 patients. Contractual and purchased services also contributed approximately \$35,000 to the increase largely driven by outside lab costs, which have risen due to higher demand for COVID-19 testing.

Interest expense for the six months ended June 30, 2021 marginally decreased by \$112 or 0.2%, compared to the six months ended June 30, 2020.

Depreciation and amortization for the six months ended June 30, 2021 increased by \$14,692 or 11.6%, compared to the six months ended June 30, 2020. The increase was driven by investments in strategic capital projects, which were completed in the latter part of 2020, and other investments in capital projects in 2021. Significant completed capital projects included the acquisition of the cancer center building at RWJUH Somerset and the multi-year construction project at Jersey City Medical Center that includes new post-partum beds and renovations to medical, surgical and emergency department areas.

RWJBARNABAS HEALTH
MANAGEMENT'S DISCUSSION AND ANALYSIS, cont.

Nonoperating Gains and Losses

The following table presents a summary of nonoperating revenue and expenses of the Corporation for the six months ended June 30, 2021 and 2020.

	Six months ended June 30,	
	2021	2020
Investment income	36,552	37,581
Realized gains (losses) on investments	157,301	(20,997)
Unrealized gains on investments	82,348	170,226
Net periodic benefit cost	(1,212)	(1,211)
Interest rate swap valuation changes	5,403	-
Total nonoperating revenue, net	280,392	185,599

Net investment income and realized gains, net totaled \$193,853 and \$16,584 while net unrealized gain and loss totaled \$82,348 and \$170,226 for the six months ended June 30, 2021 and 2020, respectively.

The Corporation entered into a third interest rate swap agreement in June 2021 in order to hedge future interest rate exposure on fixed rated bonds. The total notional amount of all swap agreements is \$279 million. For the six months ended June 30, 2021, the aggregate change in the net fair value of the interest rate swap agreements was \$5,403. Swap agreements expose the Corporation to credit risk in the event of noncompliance by the counterparties. To help mitigate that risk, the swaps were structured with three different counterparties. The Corporation believes the risk of any material impact to the consolidated financial statements is low.

Fundraising

The Foundations support the programs and services of their affiliated tax-exempt organization and support the capital campaign and other fundraising activities of the Corporation.

The following table presents contributions received by the foundations as well as capital and operating support the foundations provided to the hospitals. Conditional gifts are not included until the conditions have been met.

	Six months ended June 30,	
	2021	2020
Contributions without donor restrictions	1,810	1,437
Contributions with donor restrictions	7,199	14,359
Total contributions	9,009	15,795
Support to affiliates	10,743	24,895

Revenue was lower due to fewer capital campaign contributions during 2021 as compared to prior year. The reduction in revenue, was offset by lower operating expenses and distributions. Support to affiliates was higher in 2020 to fund various capital initiatives so that the hospitals could focus on their COVID-19 efforts.

Unrestricted Cash and Investments

The Corporation's financial position remains strong with \$10.7 billion in total assets and \$5.2 billion in net assets. Total cash and investments (without donor restrictions) amounted to over \$5.3 billion (or 327.5 days) at June 30, 2021, an increase of \$97 million over the balance at December 31, 2020, excluding the Medicare Advance. The Corporation continues to invest in capital with approximately \$280 million in additions through June. The Corporation also made debt service payments of \$53 million which includes principal and interest and invested \$63 million to expand its ambulatory services joint ventures.

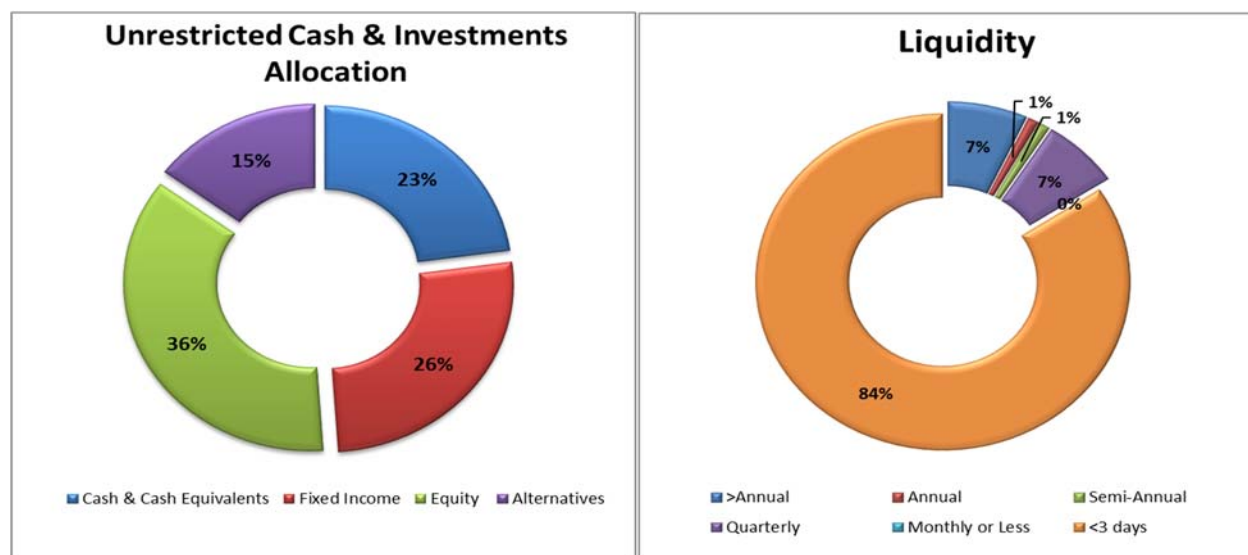
Total unrestricted cash and investments (excluding the Medicare Advance) for the Corporation as of June 30, 2021 and December 31, 2020 were as follows:

	June 30, 2021	December 31, 2020
Cash and cash equivalents	256,969	100,380
Current investments	125,965	366,074
Noncurrent investments	4,869,432	4,688,506
Total unrestricted cash and investments	5,252,366	5,154,960

There are two distinct investment portfolios within the Unrestricted Cash and Investment Portfolio, the Capital Reserve Fund (CRF) and Long-Term Portfolio (LTP). Management of these portfolios continues to provide flexibility to support the System's strategic capital plans particularly during times of operating uncertainty and market volatility. The CRF was established at the end of 2019 in anticipation of the Corporation's significant capital investment plans, and is critical to balance near term funding requirements along with long term strategic growth opportunities. It is sized at the beginning of each year to maintain liquidity for the next 12 months of projected extraordinary expenditures in excess of anticipated operating cash flows. The CRF permits the Corporation to assume more risk in the LTP allowing for a higher return potential. The LTP maximizes risk-adjusted returns subject to risk constraints with prudent strategic investing. Over the past 18 months, despite maintaining an average of \$680 million in the CRF, total investments generated over \$1 billion in total return.

RWJBARNABAS HEALTH
MANAGEMENT'S DISCUSSION AND ANALYSIS, cont.

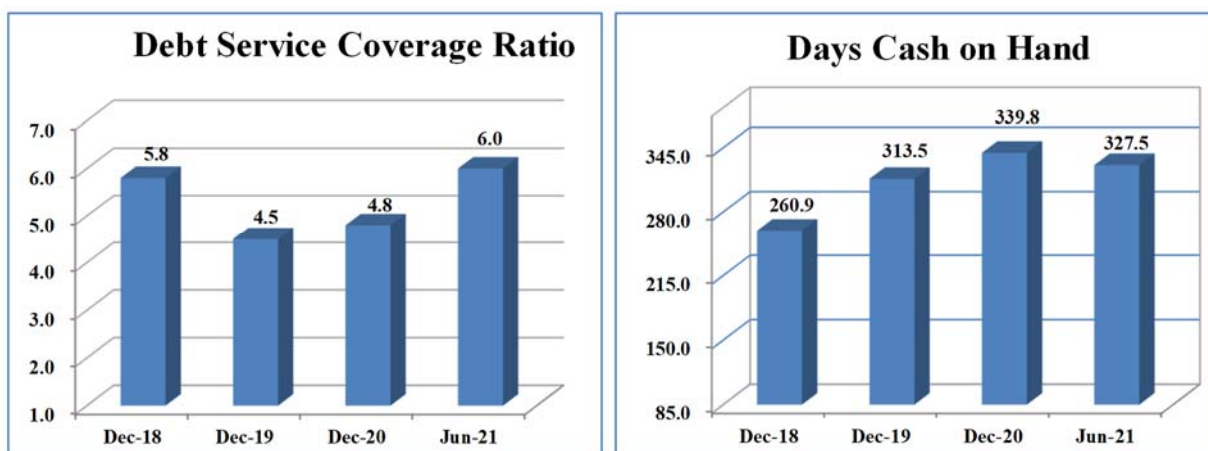
The following charts present the allocation of unrestricted cash and investments by asset type and the portfolio's liquidity as of June 30, 2021.



In accordance with the Corporation's IPS, at least 75% of the asset value of the unrestricted portfolio must be classified as "monthly" liquidity. As of June 30, 2021, 84% of the total unrestricted cash and investments were classified as monthly liquidity or less.

Financial Condition

The following charts present the debt service coverage ratio and total days cash on hand for the selected dates below.



Days cash on hand and the cash-to-debt ratio have been adjusted to exclude the Medicare Advance received under the CARES Act. The increase in the debt service coverage ratio is driven by realized gains in the first half of 2021 over the prior year.

On March 31, 2020, the Corporation entered into a secured revolving promissory note (the Note) for the maximum principal amount of \$100,000 with JPM for routine working capital needs. The Note expired on

RWJBARNABAS HEALTH

MANAGEMENT'S DISCUSSION AND ANALYSIS, cont.

March 31, 2021 and was replaced with a \$50,000 secured revolving promissory note (New Note) with JPM expiring on March 31, 2022. This New Note contains an accordion feature that allows the Corporation to increase the loan by an additional \$50,000. There are no borrowings outstanding.

The following table presents key financial indicators as of June 30, 2021, December 31, 2020 and December 31, 2019 as compared to S&P's "AA", "AA-" and "A+" medians.

	June 30, 2021	December 31, 2020	December 31, 2019	AA	AA-	A+
Debt service coverage	6.0	4.8	4.5	7.6	5.0	3.9
Debt-to-capitalization	34.2%	35.6%	41.1%	20.8%	27.4%	31.6%
Cash-to-debt	202.2%	197.8%	171.3%	283.1%	224.7%	164.1%
Days cash on hand	327.5	339.8	313.5	335.5	258.8	195.7

The following table presents other select ratios as of June 30, 2021, December 31, 2019 and 2018

	June 30, 2021	December 31, 2020	December 31, 2019
Days in patient accounts receivable	42.0	42.8	37.7
Days in accounts payable	62.4	58.6	56.9
Reinvestment ratio ¹	2.04	1.82	1.54

¹ Based on a rolling 12-months.

RWJ BARNABAS HEALTH, INC.

Consolidated Balance Sheets

(In thousands)

Assets	<u>June 30, 2021</u> (unaudited)	<u>December 31, 2020</u> (audited)
Current assets:		
Cash and cash equivalents	\$ 256,969	100,380
Short-term Investments	274,965	578,074
Assets limited or restricted as to use	158,969	142,603
Patient accounts receivable	686,477	589,224
Estimated amounts due from third party payors	56,395	31,022
Other current assets	298,107	238,624
Total current assets	1,731,882	1,679,927
Assets limited or restricted as to use, non-current portion	280,831	273,902
Investments	5,214,432	5,032,506
Property, plant and equipment, net	2,660,230	2,563,409
Right of use asset	255,954	269,663
Other assets, net	539,767	457,500
Total assets	10,683,096	10,276,907
Liabilities and Net Assets		
Current liabilities:		
Accounts payable	447,233	388,370
Accrued expenses and other current liabilities	975,182	949,233
Estimated amounts due to third party payors	179,347	207,932
Long-term debt	9,007	9,224
Lease obligation	40,580	42,237
Self-insurance liabilities	80,531	82,931
Total current liabilities	1,731,880	1,679,927
Estimated amounts due to third party payors, net of current portion	398,695	400,550
Self insurance liabilities, net of current portion	292,644	265,940
Long-term debt, net of current portion	2,587,990	2,592,403
Lease obligation, net of current portion	227,597	237,046
Accrued pension liability	32,251	31,465
Other liabilities	224,063	210,148
Total liabilities	5,495,120	5,417,479
Net assets:		
Without donor restrictions	5,006,773	4,677,376
With donor restrictions	181,203	182,052
Total net assets	5,187,976	4,859,428
Total liabilities and net assets	\$ 10,683,096	10,276,907

See accompanying notes to consolidated financial statements.

RWJ BARNABAS HEALTH, INC.
Consolidated Statements of Operations
Six months ended June 30, 2021 and 2020
(In thousands)
(Unaudited)

	<u>2021</u>	<u>2020</u>
Revenue:		
Patient service revenue	\$ 2,955,772	2,364,855
CARES Act grant revenue	50,865	392,267
Other revenue, net	204,347	128,755
Total revenue	<u>3,210,984</u>	<u>2,885,877</u>
Expenses:		
Salaries and wages	1,218,525	1,112,244
Physician fees and salaries	357,077	297,750
Employee benefits	239,677	220,474
Supplies	606,354	514,449
Other	553,077	512,468
Interest	50,466	50,578
Depreciation and amortization	141,339	126,647
Total expenses	<u>3,166,515</u>	<u>2,834,610</u>
Income from operations	<u>44,469</u>	<u>51,267</u>
Nonoperating revenue (expenses):		
Investment income, net	276,201	186,810
Other, net	4,191	(1,211)
Total nonoperating revenue, net	<u>280,392</u>	<u>185,599</u>
Excess of revenue over expenses	324,861	236,866
Other changes:		
Pension changes other than net periodic benefit cost	426	(499)
Net assets released from restriction for purchases of property and equipment	3,818	4,244
Other, net	292	810
Increase in net assets without donor restrictions	<u>\$ 329,397</u>	<u>\$ 241,421</u>

See accompanying notes to consolidated financial statements.

RWJ BARNABAS HEALTH, INC.

Consolidated Statements of Changes in Net Assets

Period ended June 30, 2021 and June 30, 2020

(In thousands)

(Unaudited)

	<u>Without donor restrictions</u>	<u>With donor restrictions</u>	<u>Total net assets</u>
Net assets at December 31, 2019	\$ 3,759,788	173,036	3,932,824
Changes in net assets:			
Excess of revenues over expenses	236,866	-	236,866
Pension related changes other than net periodic benefit cost	(499)	-	(499)
Change in interest in restricted net assets of unconsolidated foundations	-	(2,525)	(2,525)
Net assets released from restriction	4,244	(5,009)	(765)
Restricted contributions	-	14,446	14,446
Investment income on restricted investments, net	-	25	25
Other	810	62	872
Changes in net assets	<u>241,421</u>	<u>6,999</u>	<u>248,420</u>
Net assets at June 30, 2020	<u>4,001,209</u>	<u>180,035</u>	<u>4,181,244</u>
Net assets at December 31, 2020	4,677,376	182,052	4,859,428
Changes in net assets:			
Excess of revenues over expenses	324,861	-	324,861
Net change unrealized gains and losses	-	162	162
Pension changes other than net periodic benefit cost	426	-	426
Change in interest in restricted net assets of unconsolidated foundations	-	(3,267)	(3,267)
Net assets released from restriction	3,818	(5,065)	(1,247)
Restricted contributions	-	7,303	7,303
Investment income on restricted investments, net	-	209	209
Other	292	(29)	263
Changes in net assets	<u>329,397</u>	<u>(849)</u>	<u>328,548</u>
Net assets at June 30, 2021	<u>\$ 5,006,773</u>	<u>181,203</u>	<u>5,187,976</u>

See accompanying notes to consolidated financial statements.

RWJ BARNABAS HEALTH, INC.
Consolidated Statements of Cash Flows
Six months ended June 30, 2021 and 2020
(In thousands)

	2021	2020
Cash flows from operating activities:		
Change in net assets	\$ 328,548	248,420
Adjustments to reconcile change in net assets to net cash provided by operating activities:		
Pension changes other than net periodic benefit cost	(426)	499
Depreciation and amortization expense	141,339	126,647
Amortization of bond financing costs, premiums and discounts	(3,778)	(3,820)
Net change in unrealized gains on investments	(82,348)	(169,433)
Realized (gains) losses on investments	(157,301)	20,997
Gain on interest rate swaps	(5,403)	-
Equity in income of joint venture	(38,432)	(16,714)
Distributions received from investments in joint ventures	23,522	11,246
Distributions to noncontrolling interests	98	-
(Gain) loss on sale of assets	(808)	858
Changes in operating assets and liabilities:		
Patient accounts receivable	(97,253)	60,583
Reduction in the carrying amount in the right-of-use assets	29,733	28,273
Other assets	(58,544)	(25,102)
Accounts payable, accrued expenses, and other current liabilities	126,847	79,111
Estimated amounts due from and to third-party payors	(55,813)	531,051
Accrued pension liability	1,212	1,211
Lease obligation, self-insurance and other long-term liabilities	11,089	32,408
Net cash provided by operating activities	162,282	926,235
Cash flows from investing activities:		
Purchases of property, plant, and equipment, net	(280,075)	(194,995)
Purchases of investments	(2,271,675)	(4,363,760)
Proceeds from the sale of investments	2,665,156	3,446,131
Investment in joint venture	(62,893)	(100,819)
Proceeds from sale of assets	2,059	678
Net cash provided by (used in) investing activities	52,572	(1,017,770)
Cash flows from financing activities:		
Repayments of long-term debt	(2,186)	(4,420)
Payments for deferred financing costs	(37)	-
Distributions to noncontrolling interest	(98)	-
Net cash used in financing activities	(2,321)	(4,420)
Net increase (decrease) in cash, cash equivalents, and restricted cash	212,533	(95,955)
Cash, cash equivalents, and restricted cash at beginning of year	121,565	350,287
Cash, cash equivalents, and restricted cash at end of period	\$ 334,098	254,332
Cash and cash equivalents	\$ 256,969	235,058
Restricted cash included in assets limited or restricted as to use	77,129	19,274
Total cash, cash equivalents, and restricted cash	\$ 334,098	254,332
Supplemental disclosures of cash flow information:		
Cash paid for interest	\$ 50,495	43,303
Finance lease obligations incurred	1,371	—
Supplemental disclosure of noncash investing and financing activity:		
Change in noncash acquisitions of property, plant and equipment	(42,035)	(21,541)

See accompanying notes to the consolidated financial statements.

RWJ BARNABAS HEALTH, INC.

Notes to Consolidated Financial Statements

June 30, 2021 and 2020

(Information pertaining to the six months ended June 30, 2021 and 2020 is unaudited)

(1) Organization

RWJ Barnabas Health, Inc. (the Corporation) is a not for profit, tax-exempt corporation located in West Orange, New Jersey. RWJ Barnabas Health, Inc. is the sole corporate member or sole shareholder of the Corporation's affiliated organizations and subsidiaries. The Corporation was organized to develop and operate a multihospital healthcare system providing a comprehensive spectrum of healthcare services, principally to the residents of New Jersey and surrounding areas.

The services and facilities of the Corporation include 11 acute care hospitals, 3 acute care children's hospitals, a pediatric rehabilitation hospital with a network of outpatient centers, a freestanding 100-bed behavioral health center, two trauma centers, a satellite emergency department, ambulatory care centers, geriatric centers, the state's largest behavioral health network, comprehensive home care and hospice programs, fitness and wellness centers, retail pharmacy services, medical groups, multi-site imaging centers, an accountable care organization, a burn treatment facility, comprehensive cancer services, breast centers and comprehensive cardiac surgery services, including a heart transplant center, a lung transplant center, and kidney transplant centers.

(2) Significant Accounting Policies

(a) Basis of Accounting of Financial Statement Presentation

The accompanying unaudited consolidated financial statements are prepared on the accrual basis of accounting in accordance with U.S. generally accepted accounting principles (GAAP) for interim financial reporting. Footnotes and other disclosures that would substantially duplicate the disclosures contained in an audited financial statement have been omitted. Accordingly, they do not include all of the information and notes required by GAAP for complete financial statements of the Corporation. Eliminations and reporting adjustments have been made to present the information in accordance with GAAP. The data should be read in conjunction with the audited consolidated financial statements for the year ended December 31, 2020 and related notes. Information for the six months ended June 30, 2021 is not based on audited information but, in the opinion of management, is presented on a basis consistent with the audited consolidated financial statements and includes adjustments necessary for a fair presentation therein. Adjustments to these financial statements may occur as a result of a more comprehensive review undertaken as part of the audit process for the year ending December 31, 2021.

The consolidated financial statements include all affiliates and other entities for which operating control is exercised by the Corporation. Investments in entities where the Corporation does not have operating control are recorded under the equity or cost method of accounting. The Corporation has included its equity share of income or losses from investments in unconsolidated affiliates in other operating revenue. Intercompany balances and transactions have been eliminated.

(b) Use of Estimates

The preparation of the consolidated financial statements in conformity with GAAP requires management to make estimates and assumptions that affect the reported amounts of assets, liabilities, and disclosure of contingent assets and liabilities, at the date of the consolidated financial statements

(Continued)

RWJ BARNABAS HEALTH, INC.

Notes to Consolidated Financial Statements

June 30, 2021 and 2020

(Information pertaining to the six months ended June 30, 2021 and 2020 is unaudited)

and reported amounts of revenue and expenses during the reporting year. Actual results could differ from those estimates.

(3) Revenue

(a) Patient Services Revenue

The Corporation's patient service revenue is recognized at the amount that reflects the consideration to which the Corporation expects to be entitled in exchange for providing patient care. These amounts are due from patients and third-party payors and include an estimate of variable consideration for retroactive revenue adjustments due to settlement of audits, reviews, and investigations. Generally, the Corporation bills the patients and third-party payors several days after the services are performed and/or the patient is discharged from the facility.

Revenue is recognized as performance obligations are satisfied. Performance obligations are determined based on the nature of the services provided by the Corporation. Revenue for performance obligations satisfied over time is recognized based on actual charges incurred in relation to total expected (or actual) charges. The Corporation believes that this method provides a reasonable representation of the transfer of services over the term of the performance obligation based on the inputs needed to satisfy the obligation. The Corporation measures the performance obligation from admission into the hospital to the point when it is no longer required to provide services to that patient, which is generally at the time of discharge.

Because all of its performance obligations relate to contracts with a duration of less than one year, the Corporation has elected to apply the optional exemption provided in Financial Accounting Standards Board Accounting Standards Codification (ASC) 606-10-50-14 and, therefore, is not required to disclose the aggregate amount of the transaction price allocated to performance obligations that are unsatisfied or partially unsatisfied at year-end, which primarily relate to acute care patients (in-house). The performance obligations for these contracts are generally completed when the patients are discharged, which generally occurs within days or weeks of a period end.

The majority of the Corporation's services are rendered to patients with third-party payor insurance coverage. Reimbursement under these programs for all payors is based on a combination of prospectively determined rates, reimbursed costs, discounted charges, and per diem payments. Amounts received under Medicare and Medicaid programs are subject to review and final determination by program intermediaries or their agents and the contracts the Corporation has with commercial payors also provide for retroactive audit and review of claims. Agreements with third-party payors typically provide for payments at amounts less than established charges. Generally, patients who are covered by third-party payors are responsible for related deductibles and coinsurance, which vary in amount. The Corporation also provides services to uninsured patients, and offers those uninsured patients a discount, either by policy or by law, from standard charges. The Corporation estimates the transaction price for patients with deductibles and coinsurance and from those who are uninsured based on historical experience and current market conditions. The initial estimate of the transaction price is determined by reducing the standard charge by any contractual adjustments, discounts, and implicit price concessions. Implicit price concessions are determined on historical

(Continued)

RWJ BARNABAS HEALTH, INC.

Notes to Consolidated Financial Statements

June 30, 2021 and 2020

(Information pertaining to the six months ended June 30, 2021 and 2020 is unaudited)

collection experience. Subsequent changes to the estimate of the transaction price are generally recorded as adjustments to patient service revenue in the period of the change and are accrued on an estimated basis in the period the related services are rendered and adjusted in future periods as final settlements are determined. Adjustments arising from a change in the transaction price were not significant for the six months ended June 30, 2021 or 2020. Subsequent changes that are determined to be the result of an adverse change in the patient's ability to pay are recorded as bad debt expense. There was no bad debt expense for the six months ended June 30, 2021 or 2020.

Consistent with the Corporation's mission, care is provided to patients regardless of their ability to pay. The Corporation has determined it has provided implicit price concessions to uninsured patients and patients with other uninsured balances (e.g., co-pays and deductibles). The implicit price concessions included in estimating the transaction price represent the difference between amounts billed to patients and the amounts the Corporation expects to collect based on its collection history with those patients. Patients who meet the Corporation's criteria for charity care are provided care without charge or at amounts less than established charges. The Corporation has determined that it has provided sufficient implicit price concessions for these accounts. Price concessions, including charity care, are not reported as revenue.

The Corporation has elected the financing component practical expedient and does not adjust the promised amount of consideration from patients and third-party payors for the effects of a significant financing component due to the Corporation's expectation that the period between the time the service is provided to a patient and the time that the patient or a third-party payors pays for that service will be one year or less. However, the Corporation does, in certain instances, enter into payment agreements with patients that allow payments in excess of one year. For those cases, the financing component is not deemed to be significant to the contract. The Corporation has determined that the nature, amount, and timing of patient service revenue and cash flows are affected by payors and service lines.

Laws and regulations governing the Medicare and Medicaid programs are complex and subject to interpretation. As a result, there is a possibility that recorded estimates could change by a material amount. During the six months ended June 30, 2021 and 2020 certain prior year third-party cost reports were audited and settled, or tentatively settled by third-party payors. Adjustments resulting from such audits, settlements, and management reviews are reflected as adjustments to patient service revenue in the period that adjustments become known. The effect of cost report settlements increased patient service revenue by approximately \$5,356 and \$1,431 respectively, for the six months ended June 30, 2021 and 2020. Although certain other prior year cost reports submitted to third-party payors remain subject to audit and retroactive adjustment, management does not expect any material adverse settlements.

(Continued)

RWJ BARNABAS HEALTH, INC.

Notes to Consolidated Financial Statements

June 30, 2021 and 2020

(Information pertaining to the six months ended June 30, 2021 and 2020 is unaudited)

(b) Other Revenue

Other revenue includes income from grants, equity in the income of healthcare joint ventures, unrestricted contributions, net assets released from restriction, cafeteria sales, and parking receipts. Grant revenue and contributions of the Corporation are nonexchange transactions in which no commensurate value is exchanged. In such cases, contribution accounting is applied under ASC Topic 958, *Not-for-Profit Entities*. See note 4 for grant funding received under the Coronavirus Aid, Relief, and Economic Security (CARES) Act. Equity in the income of joint ventures is evaluated under ASC Topic 323, *Investments – Equity Method and Joint Ventures*.

Additionally, pharmacy sales and other contracts related to healthcare services are included in other revenue and consist of contracts, which vary in duration and in performance. Revenue is recognized when the performance obligations identified within the individual contracts are satisfied and collections are probable.

(4) COVID-19 Pandemic and Government Funding

In March 2020, the World Health Organization declared the COVID-19 outbreak a pandemic. Although the Corporation has activated plans to address the COVID-19 threat and is operating pursuant to infectious disease protocols and an emergency plan, the impact of a pandemic, epidemic, or outbreak of an infectious disease is a risk for all companies and is difficult to predict. The primary focus in all the activities of the Corporation is the health and safety of the employees, patients, communities, and healthcare workers across its service areas. The Corporation's operations have been adversely affected as a result of COVID-19, and the challenge to keep pace and proactively manage the developing scenarios is a potential risk that the Corporation will continue to actively manage. In accordance with direction and mandates from the Governor of the State of New Jersey, the Corporation cancelled or postponed all non-emergent and elective procedures effective March 27, 2020. On May 26, 2020, the Governor changed the restrictions allowing the Corporation to resume non-emergent and elective procedures. The cancellation of procedures had a significant impact on volumes and revenues during 2020.

On March 27, 2020, the President signed into law the CARES Act, which provides economic assistance to a wide array of industries, including healthcare. The CARES Act provides financial relief under several programs including a funding advance of Medicare payments, deferral of the employer portion of payroll taxes and establishment of the Provider Relief Fund (PRF). The U.S. Department of Health and Human Services (HHS) will provide \$175,000,000 to assist healthcare providers in the recovery of lost revenues attributable to COVID-19 and healthcare-related expenses. Under the PRF, the Corporation has received approximately \$27,000 in 2021 (\$662,000 through June 30, 2021). These funds are considered a grant that is not subject to repayment, provided the Corporation maintains compliance with the related terms, conditions, and reporting requirements of the grant set forth by HHS. The compliance and reporting requirements, as issued and updated by HHS, may continue to evolve, which could impact the amounts recognized by the Corporation through this program. For the six months ended June 30, 2021 and 2020, \$50,865 and \$392,267, respectively, of stimulus funding was recognized. Through June 30, 2021, the total amount of CARES revenue recognized totaled approximately \$623,000. The remaining deferred payments may be recognized as other operating revenue in future periods, subject to compliance with current rules and conditions and ongoing regulatory clarifications.

(Continued)

RWJ BARNABAS HEALTH, INC.

Notes to Consolidated Financial Statements

June 30, 2021 and 2020

(Information pertaining to the six months ended June 30, 2021 and 2020 is unaudited)

During the year ended December 31, 2020, the Corporation received approximately \$556,000 in Medicare payment advances under the Medicare Accelerated and Advanced Payment Program. As of June 30, 2021 and December 31, 2020, approximately \$150,000 and \$212,000 is recorded in deferred revenue in short-term estimated amounts due to third-party payors, with the balance of \$344,000 recorded as long-term in the consolidated balance sheets. Medicare started recouping these advances in April 2021 and, as of June 30, 2021, those recoupments totaled \$62,000. Final recoupments are expected by August 2022.

The Corporation elected to defer the deposit and payment of the employer's share of Social Security taxes incurred from March 27, 2020 through December 31, 2020 as allowed under the CARES Act. The program requires payment of 50% of the deferred taxes by December 31, 2021 and 50% by December 31, 2022. The Corporation has accumulated approximately \$88,000 of deferred employer payroll taxes within accrued expenses and other current liabilities and other liabilities in the consolidated balance sheet.

(5) Fair Value Measurements

ASC 820, *Fair Value Measurement* establishes a three-level valuation hierarchy for disclosure of fair value measurements. The valuation hierarchy is based upon the transparency of inputs to the valuation of an asset or liability as of the measurement date. The three levels are defined as follows:

Level 1: Quoted prices in active markets for identical assets or liabilities. Level 1 assets and liabilities include cash and cash equivalents and debt and equity securities that are traded in an active exchange market.

Level 2: Observable inputs other than Level 1 prices such as quoted prices for similar assets or liabilities, quoted prices in markets that are not active, or other inputs that are observable or can be corroborated by observable market data for substantially the full term of the assets or liabilities. Level 2 assets and liabilities include debt securities with quoted market prices that are traded less frequently than exchange-traded instruments. This category generally includes certain U.S. government and agency mortgage-backed debt securities and corporate bonds.

Level 3: Unobservable inputs that are supported by little or no market activity and that are significant to the fair value of the assets or liabilities. Level 3 assets and liabilities include financial instruments whose value is determined using pricing models, discounted cash flow methodologies, or similar techniques, as well as instruments for which the determination of fair value requires significant management judgment or estimation. The Corporation currently holds no Level 3 investments.

(Continued)

RWJ BARNABAS HEALTH, INC.

Notes to Consolidated Financial Statements

June 30, 2021 and 2020

(Information pertaining to the six months ended June 30, 2021 and 2020 is unaudited)

The following tables present the Corporation's fair value hierarchy for those assets measured at fair value on a recurring basis, and exclude pledges receivable, net, other investments, and accrued interest receivable, as of June 30, 2021 and December 31, 2020:

	June 30, 2021				
	<u>Fair value</u>	<u>Level 1</u>	<u>Level 2</u>	<u>Level 3</u>	<u>NAV</u>
Investment categories:					
Cash and cash equivalents					
and money market funds	\$ 486,157	486,157	—	—	—
Equity securities	479,808	479,808	—	—	—
Equity mutual funds	1,600,498	1,600,498			
Fixed income mutual funds	383,803	383,803	—	—	—
Certificates of deposit	5,853	—	5,853	—	—
Unit investment trust	1,223	1,223	—	—	—
Commercial mortgage-backed securities	133,871	—	133,871	—	—
Corporate bonds	1,167,644	—	1,167,644	—	—
Asset-backed securities	351,344	—	351,344	—	—
Government bonds	198,860	—	198,860	—	—
Government mortgage-backed securities	137,679	—	137,679	—	—
Municipal bonds	46,475	—	46,475	—	—
Alternative investments	895,265	—	—	—	895,265
Total	<u>\$ 5,888,478</u>	<u>2,951,490</u>	<u>2,041,724</u>	<u>—</u>	<u>895,265</u>

(Continued)

RWJ BARNABAS HEALTH, INC.

Notes to Consolidated Financial Statements

June 30, 2021 and 2020

(Information pertaining to the six months ended June 30, 2021 and 2020 is unaudited)

		December 31, 2020				
		<u>Fair value</u>	<u>Level 1</u>	<u>Level 2</u>	<u>Level 3</u>	<u>NAV</u>
Investment categories:						
Cash and cash equivalents						
and money market funds	\$	697,663	697,663	—	—	—
Equity securities		408,568	408,568	—	—	—
Equity mutual funds		1,510,039	1,510,039	—	—	—
Fixed income mutual funds		372,531	372,531	—	—	—
Certificates of deposit		5,853	—	5,853	—	—
Unit investment trust		1,061	1,061	—	—	—
Commercial mortgage-backed securities		135,484	—	135,484	—	—
Corporate bonds		1,179,987	—	1,179,987	—	—
Asset-backed securities		417,747	—	417,747	—	—
Government bonds		175,878	—	175,878	—	—
Government mortgage-backed securities		214,319	—	214,319	—	—
Municipal bonds		62,817	—	62,817	—	—
Alternative investments		800,096	—	—	—	800,096
Total	\$	<u>5,982,043</u>	<u>2,989,862</u>	<u>2,192,085</u>	<u>—</u>	<u>800,096</u>

(Continued)

RWJ BARNABAS HEALTH, INC.

Notes to Consolidated Financial Statements

June 30, 2021 and 2020

(Information pertaining to the six months ended June 30, 2021 and 2020 is unaudited)

(6) Long-term debt

Long-term debt consists of the following:

	June 30, 2021	December 31, 2020
Revenue and refunding bonds	\$ 2,170,090	2,170,284
Senior secured notes	300,000	300,000
Finance lease obligations	33,361	33,982
Total long-term debt	2,503,451	2,504,266
Plus unamortized bond premium	110,116	114,557
Less:		
Unamortized bond discount	1,269	1,376
Deferred financing costs, net	15,301	15,820
Current portion	9,007	9,224
Long-term portion	\$ 2,587,990	2,592,403

Under the terms of the Master Trust Indenture (MTI), Barnabas Health, Inc., Children’s Specialized Hospital (CSH), Clara Maass Medical Center, Community Medical Center, Jersey City Medical Center, Monmouth Medical Center (including Monmouth Medical Center, Southern Campus), Newark Beth Israel Medical Center, RWJ Barnabas Health, Inc., Robert Wood Johnson University Hospital (RWJUH), Robert Wood Johnson University Hospital at Hamilton, Robert Wood Johnson University Hospital Rahway, and Saint Barnabas Medical Center (SBMC) are members of an Obligated Group. Substantially all of the Corporation’s debt is subject to the provisions of the MTI.

To secure its payment obligations, the Obligated Group has granted to the Trustee a first lien and security interest in the gross revenue of each member of the Obligated Group.

Obligated Group members are jointly and severally liable under the MTI. The Corporation does have the right to name designated affiliates. Though designated affiliates are not obligated to make debt service payments on the obligations under the MTI, the Corporation may cause each designated affiliate to transfer such amounts as necessary to enable the Obligated Group members to comply with the terms of the MTI, including payment of the outstanding obligations.

The Corporation’s Obligated Group is required to maintain certain financial covenants in connection with the New Jersey Health Care Facilities Financing Authority (NJHCFFA) and credit arrangements with a consortium of banks, including JPMorgan Chase Bank, N.A. (JPMorgan) and TD Bank.

On March 25, 2020, April 7, 2020, and June 30, 2021 the Corporation entered into forward interest rate swap agreements with JPMorgan, Bank of America, and U.S. Bank, respectively. Under the terms of these agreements, the Corporation is paying fixed interest rates ranging from 0.90275% to 1.3625% in exchange

(Continued)

RWJ BARNABAS HEALTH, INC.

Notes to Consolidated Financial Statements

June 30, 2021 and 2020

(Information pertaining to the six months ended June 30, 2021 and 2020 is unaudited)

for variable rate payments equal to 70% of the effective Federal funds rate. The notional amounts on these swap agreements are tied to the outstanding principal on the underlying bond series. The Corporation has the option to terminate the interest rate swap agreements on or before July 1, 2034. For the six months ended June 30, 2021, the Corporation has recorded \$5,403 in nonoperating revenue related to its interest rate swap agreements. As of June 30, 2021, the fair market value of the interest rate swap agreements, net of a credit value adjustment of \$1,004, was \$9,911 and is included in Other Assets.

On March 31, 2020, the Corporation entered into a secured revolving promissory note (the Note) for the maximum principal amount of \$100,000 with JPM for routine working capital needs. The terms of the Note include a commitment fee of .12% and a LIBOR spread at .55%. The Note expired on March 31, 2021 and was replaced with a \$50,000 secured revolving promissory note (New Note) with JPM expiring on March 31, 2022. This New Note contains an accordion feature that allows the Corporation to increase the loan by an additional \$50,000. The terms of the New Note include a commitment fee of .12% and a LIBOR spread at .55% on the first \$50,000. As of August 13, 2021 there were no borrowings under the New Note.

(7) Employee Benefit Plans

The Corporation maintains several benefit plans for its employees. The following are brief descriptions of those plans and related expenses for the six months ended June 30, 2021 and 2020:

- The Corporation provides pension benefits to its employees through defined contribution plans. Contributions to these plans are based on percentages of annual salaries. It is the policy of the Corporation to fund accrued costs under these plans on a current basis. Pension expense related to these defined contribution plans was approximately \$41,632 and \$42,132 for the six months ended June 30, 2021 and 2020, respectively.
- Certain affiliates of the Corporation contribute to various multiemployer defined-benefit pension plans under the terms of collective bargaining agreements that cover union-represented employees. Contributions to these plans approximated \$2,284 and \$2,271 for the six months ended June 30, 2021 and 2020, respectively.
- Certain employees of the Corporation participate in deferred compensation plans. Eligible employees may defer compensation under a salary reduction agreement, subject to certain dollar limitations. Payments, upon retirement or termination of employment, are based on amounts credited to individual accounts. In connection with these plans, certain affiliates deposit amounts with trustees on behalf of participating employees. Under the terms of these plans, the Corporation is not responsible for investment gains or losses incurred. The assets are restricted for payments under the plans. The plans are funded based upon the benefit formula as outlined in the plan documents.

The RWJ Barnabas Health Retirement Income Plan (the RWJBH Plan) covers substantially all employees of the Corporation. The RWJBH Plan is currently frozen and no participants accrue credited service or contribute to the RWJBH Plan.

(Continued)

RWJ BARNABAS HEALTH, INC.

Notes to Consolidated Financial Statements

June 30, 2021 and 2020

(Information pertaining to the six months ended June 30, 2021 and 2020 is unaudited)

The assets of the RWJBH Plan are managed under a liability-driven investment (LDI) strategy. Under the LDI strategy, the expected rate of return on plan assets is based upon the assumption that plan assets will be invested primarily in fixed income and other related securities based upon their ability to perform similarly to the characteristics of the plan liabilities over time. The policy of the Corporation is to evaluate the annual funding liability on a calendar year basis. No contributions were made to the RWJBH Plan during the six months ended June 30, 2021 and 2020.

(8) Partnership with Rutgers, the State University of New Jersey

The Corporation, Rutgers, the State University of New Jersey (Rutgers) and Rutgers Health Group (RHG) are participants in a Master Affiliation Agreement (MAA) to partner and create the state's largest academic health care system with the goal of integrating medical education, advanced research, and healthcare delivery to produce world-class clinical services and outcomes.

The Corporation, Rutgers, and RHG are separate and distinct legal entities. The MAA requires reciprocal commitments and the alignment of each party's respective strategic, operational and financial interests, and activities as part of a coordinated and mutually supportive academic health system. A Joint Committee was established for strategic planning and oversight featuring equal representation from the Corporation and Rutgers.

As part of the MAA, the Corporation has invested \$100,000. In connection with this investment, the Corporation capitalized \$45,000 for the acquisition of the Rutgers Health brand name. In addition, more than one billion dollars over 20 years will be invested to expand the education and research mission of the integrated academic health system. During the six months ended June 30, 2021 and 2020, the Corporation made payments to Rutgers in the amounts of \$50,833 and \$20,345, respectively, related to the MAA. As of June 30, 2021 and December 31, 2020, the Corporation owed Rutgers \$49,113 and \$55,308, respectively.

A component of the MAA was to form a comprehensive medical group comprising employed physicians and other health care professionals from the Corporation and Rutgers. Through the execution of an Integrated Practice Agreement (IPA) effective July 1, 2020, Rutgers and the Corporation have taken a step toward integrating the clinical services provided within Rutgers' Robert Wood Johnson Medical School (RWJMS) in the New Brunswick region and the Corporation's medical group practices.

Under the IPA, all current Rutgers employees in the clinical practices will remain Rutgers employees. The Corporation has assumed responsibility for the patient experience and administration of the RWJMS clinical enterprise. In connection with the IPA, the Corporation is responsible for clinical losses above an agreed upon amount, which declines over an eight-year period ending June 30, 2028. For the six months ended June 30, 2021, the additional liability is estimated to be \$3,500.

The Corporation will also fund the construction of a new clinical and research building for the Rutgers Cancer Institute of New Jersey, the states only National Cancer Institute designated comprehensive cancer center. The new building will be adjacent to, and integrated with, the Corporation's medical center in New Brunswick. The estimated cost will be approximately \$750,000.

(Continued)

RWJ BARNABAS HEALTH, INC.

Notes to Consolidated Financial Statements

June 30, 2021 and 2020

(Information pertaining to the six months ended June 30, 2021 and 2020 is unaudited)

(9) Potential Affiliations

The Corporation and Saint Peter's Healthcare System (SPHCS) entered into a Definitive Agreement on September 10, 2020 to integrate the two healthcare systems. Under the terms of the Definitive Agreement, SPHCS, headquartered in New Brunswick, New Jersey, with its flagship hospital, Saint Peter's University Hospital, a 478-bed acute care teaching hospital and acute care children's hospital, will remain as a full-service provider of acute healthcare services, and would continue its mission and identity as a Catholic hospital in adherence with the standards of care stated in the Ethical and Religious Directives for Catholic Health Care Services. The Corporation has committed to making significant strategic capital investments in facilities, technology and innovation to enhance and expand clinical services provided at SPHCS.

The Corporation entered into a Definitive Agreement with Trinitas Regional Medical Center (Trinitas), a 554-bed, Catholic, acute care teaching hospital, headquartered in Elizabeth, New Jersey, on November 11, 2020. Under the terms of the agreement, the role of Trinitas as a full service, Catholic provider of acute healthcare services for the eastern Union County community will be enhanced. The Corporation will make significant investments in Trinitas and will expand the network of outpatient services currently provided by Trinitas, resulting in an even higher level of care for the community.

Approvals will be necessary from state and federal officials, and others, before any of the transactions are considered complete. It is not currently possible to determine if, or when, the transactions will be completed.

(10) Commitments

The Corporation entered into an agreement with EPIC to deploy an integrated Electronic Health Record (EHR) with supporting revenue cycle, data analytics, and consumer-facing digital capabilities. When completed, this integration will, among other things, establish one EHR across all ambulatory sites to support the ability to manage physicians as one integrated practice and support the consolidation of the various revenue cycle systems to an integrated solution.

The implementation will be done in phases. The first go-live was completed in May 2021. The anticipated completion date of the entire project is 2023, with a cost of approximately \$750,000 over 10 years and will include capitalized costs as well as those that will be expensed as incurred.

(11) Subsequent Events

Management evaluated all events occurring subsequent to June 30, 2021 and through August 6, 2021, the date the consolidated financial statements were available to be issued. The Corporation did not have any material recognizable subsequent events during the period, except as previously disclosed.

RWJ BARNABAS HEALTH, INC.

Note to Consolidated Financial Statements - Obligated Group

The following financial information as of June 30, 2021 (unaudited) and December 31, 2020 (audited) and for the six months ended June 30, 2021 and 2020 (unaudited) on pages 36 and 37 of the Corporation's Obligated Group was prepared for purposes of accommodating a certain group of bond and note holders. The financial information reflects the financial position and results of operations and changes in net assets of the Obligated Group and not of the entire Corporation and is not intended to be presented in conformity with U.S. generally accepted accounting principles.

RWJ BARNABAS HEALTH, INC.
Consolidated Balance Sheets - Obligated Group
(In thousands)

Assets	June 30, 2021	December 31, 2020
	(unaudited)	(audited)
Current assets:		
Cash and cash equivalents	\$ 340,048	185,327
Short-term investments	242,846	578,074
Assets limited or restricted as to use	108,705	55,604
Patient accounts receivable, net	615,857	527,453
Estimated amounts due from third party payors	56,091	31,022
Other current assets	255,453	224,348
Total current assets	1,619,000	1,601,828
Assets limited or restricted as to use, non-current portion	126,425	123,550
Investments	5,212,493	5,001,320
Property, plant and equipment, net	2,529,833	2,428,194
Right-of-use asset	178,976	191,468
Other assets, net	466,307	447,871
Total assets	10,133,034	9,794,231
Liabilities and Net Assets		
Current liabilities:		
Accounts payable	398,943	347,817
Accrued expenses and other current liabilities	812,855	803,713
Estimated amounts due to third party payors	167,641	193,182
Long-term debt	12,654	12,871
Lease obligation	24,609	26,768
Due to affiliates, net	171,119	190,535
Self-insurance liabilities	31,179	33,579
Total current liabilities	1,619,000	1,608,465
Estimated amounts due to third party payors, net of current portion	398,184	400,038
Self insurance liabilities, net of current portion	108,396	100,195
Long-term debt, net of current portion	2,520,715	2,525,076
Lease obligation, net of current portion	156,696	164,591
Accrued pension liability	32,251	31,465
Other liabilities	163,723	162,193
Due to affiliates, long term, net	19,813	19,813
Total liabilities	5,018,777	5,011,836
Net assets	5,114,257	4,782,395
Total liabilities and net assets	\$ 10,133,034	9,794,231

See accompanying note to consolidated financial statements - obligated group.

RWJ BARNABAS HEALTH, INC.

Consolidated Statements of Operations and Changes in Net Assets - Obligated Group

Six months ended June 30, 2021 and 2020

(In thousands)

(Unaudited)

	<u>2021</u>	<u>2020</u>
Revenue:		
Net patient service revenue	\$ 2,654,242	2,180,744
CARES Act Funding	50,865	340,120
Other revenue, net	151,507	116,765
Total revenue	<u>2,856,614</u>	<u>2,637,629</u>
Expenses:		
Salaries and wages	1,090,622	1,025,027
Physician fees and salaries	277,206	285,376
Employee benefits	216,153	202,816
Supplies	560,918	470,875
Other	474,887	434,433
Interest	49,847	50,117
Depreciation and amortization	132,653	119,714
Total expenses	<u>2,802,286</u>	<u>2,588,358</u>
Income from operations	<u>54,328</u>	<u>49,271</u>
Nonoperating revenue (expenses):		
Investment income, net	272,934	187,582
Other, net	4,208	(1,182)
Total nonoperating revenue, net	<u>277,142</u>	<u>186,400</u>
Excess of revenue over expenses	331,470	235,671
Other changes in net assets:		
Pension changes other than net periodic benefit cost	426	(499)
Net assets released from restriction for purchases of property and equipment	3,818	4,244
Net assets transferred from non-obligated group	-	9,668
Other, net	(3,852)	6,293
Increase in net assets	<u>\$ 331,862</u>	<u>255,377</u>

See accompanying note to consolidated financial statements - obligated group.